


Faunitaxys

*Revue de Faunistique, Taxonomie et Systématique
morphologique et moléculaire*



Volume 10
Numéro 26

Mai 2022

ISSN : 2269 - 6016
Dépôt légal : Mai 2022

Faunitaxys

*Revue de Faunistique, Taxonomie et Systématique
morphologique et moléculaire*

ZooBank : <http://zoobank.org/79A36B2E-F645-4F9A-AE2B-ED32CE6771CC>

Directeur de la publication, rédacteur, conception graphique et PAO:

Lionel Delaunay

Cette revue ne peut pas être vendue

Elle est distribuée par échange aux institutions (version papier)

et sur simple demande aux particuliers (format PDF)

à l'adresse suivante:

AFCFF (Association française de Cartographie de la Faune et de la Flore)

28, rue Voltaire, F- 42100 Saint Etienne

E-mail: lionel.delaunay@free.fr

Elle est disponible librement au téléchargement à partir du site:

<http://faunitaxys.fr/>

La parution de *Faunitaxys* est apériodique

Faunitaxys est indexé dans / *Faunitaxys* is indexed in:

- **Zoological Record**

Articles and nomenclatural novelties are referenced by:

- **ZooBank** (<http://zoobank.org>)

Online Archives:

- **HAL** (<https://hal.archives-ouvertes.fr>)

- **Internet Archive** (<https://archive.org>)

Imprimée sur les presses de SPEED COPIE, 6, rue Tréfilerie, F- 42100 Saint-Etienne

Imprimé le 11 mai 2022

A new species of *Lychas* C. L. Koch, 1845 from Thailand (Scorpiones: Buthidae)

ERIC YTHIER (1, *) & WILSON R. LOURENÇO (2)

(1) BYG Taxa, 382 rue des Guillates, 71570 Romanèche-Thorins, France.

– E-mail : contact@bygtaxa.com

– ZooBank : ZooBank: <http://zoobank.org/06FD0852-A88E-49E5-B8E6-E1494B86C4E1> – Orcid : <https://orcid.org/0000-0002-3194-5184>

(2) Muséum national d'Histoire naturelle, Sorbonne Universités, Institut de Systématique, Evolution, Biodiversité (ISYEB), UMR7205-CNRS, MNHN, UPMC, EPHE, CP 53, 57 rue Cuvier, 75005 Paris, France.

– E-mail : wilson.lourenco@mnhn.fr

– ZooBank : <http://zoobank.org/58448BD6-79D7-46CE-AFDD-91EFF2B7D4EF> – Orcid : <https://orcid.org/0000-0002-2386-363X>

* Correspondence.

Keywords:

Scorpiones;
Buthidae;
Lychas;
taxonomy ;
new species;
description;
morphology;
Thailand.

Abstract. – A new species of *Lychas* C. L. Koch, 1845 is described on the basis of one adult male specimen collected in Khao Khitchakut, Chanthaburi Province, in the South-East of Thailand. The new species is mainly characterized by a moderate size for the genus with a total length of 46.9 mm, a general coloration yellowish with metasomal segment V, telson and chela fingers reddish yellow and some greyish spots on the prosoma, tergites and metasoma, all carinae weakly marked with intercarinal spaces smooth to weakly granular, and a slender metasoma. This new taxon represents the 33rd described species among the currently recognized species for the genus *Lychas*. The number of known *Lychas* species in Thailand is increased to five.

Ythier E. & Lourenço W. R., 2022. – A new species of *Lychas* C. L. Koch, 1845 from Thailand (Scorpiones: Buthidae). *Faunitaxys*, 10(26): 1 – 7.

DOI: [https://doi.org/10.57800/faunitaxys-10\(26\)](https://doi.org/10.57800/faunitaxys-10(26))

ZooBank: <http://zoobank.org/7F574520-E1EA-4DF1-8F7C-CF2BB11957CA>

Received: 04/04/2022 – Revised: 06/04/2022 – Accepted: 07/04/2022

Introduction

The genus *Lychas* presents a very large range of geographical distribution, with several species occurring in Africa, Asia, Australia and some Pacific islands (Fet & Lowe, 2000; Kovarik, 2013). An even greater range of palaeodistribution of the genus or its proto-elements is also suggested by fossil records from early Cenozoic (Lourenço & Weitschat, 1996, Lourenço, 2012). This genus shows a variety of grades of evolutionary development (Lourenço, 2011) which was originally outlined by Vachon (1986) in his precise diagnosis of the genus. For example, some characters such as fulcra in the pectines can be either present or absent, depending on species.

A number of *Lychas* species have been described and/or reported from Asia and in particular from Southeast Asia. In Thailand, since the description of the type species of the genus, *L. mucronatus* (Fabricius, 1798), reported from several locations in the country, only one additional species was reported (*L. scutillus* C. L. Koch, 1845, occurring in the south of the country) until the end of the 20th century where a third species was described from the northwest of the country (*L. krali* Kovarik, 1995). Very recently, a fourth species, *L. kotao* Lourenço, 2020 was described from the island of Ko Tao, in the south of the country. The new species described here raises the number of known *Lychas* species occurring in Thailand to five, and the total number of currently recognized species for the genus to 33. The features presented by the new species suggest that it can be placed at a high grade of evolutionary development.

Methods

Illustrations were made using a Wild M5 stereo-microscope with a drawing tube (camera lucida). Measurements were made using a Motic SMZ-1713 stereo-microscope with an ocular micrometer. Photographs were made with a Canon EOS 7D and Adobe Photoshop software. Map was made using Google Maps and Adobe Photoshop software. Measurements follow Stahnke (1970) and are given in mm. Trichobothrial notations follow Vachon (1974) and morphological terminology mostly follows Vachon (1952) and Hjelle (1990). Specimens studied herein are deposited in the MNHN (Muséum national d'Histoire naturelle, Paris, France) and EYCP (Eric Ythier Private Collection, Romanèche-Thorins, France).

Composition of the genus *Lychas* (in order of description)

- *L. mucronatus* (Fabricius, 1798) [Cambodia, China, Indonesia, Laos, Malaysia, Myanmar, Philippines, Thailand, Vietnam, India?]
- *L. armillatus* (Gervais, 1841) [Philippines]
- *L. marmoreus* (C.L. Koch, 1844) [Australia, New Guinea]
- *L. scutillus* C. L. Koch, 1845 [Australia: Coco Islands, China, India: Andaman Islands, Indonesia, Malaysia, Myanmar, Thailand]
- *L. variatus* (Thorell, 1876) [Australia, Melanesia, New Guinea, Papua New Guinea]
- *L. perfidus* (Keyserling, 1885) [Fiji: Viti Levu Island]
- *L. flavimanus* (Thorell, 1888) [Indonesia, Malaysia]
- *L. asper* (Pocock, 1891) [Angola, Congo, Mozambique, Somalia, Tanzania, Zambia]

Reviewer: Gérard Dupré (France).



This is an open access article under the terms of the Creative Commons Attribution-NonCommercial-NoDerivs License, which permits use and distribution in any medium, provided the original work is properly cited, the use is non-commercial and no modifications or adaptations are made.

Copyright 2022 The Authors. *Faunitaxys* published by Lionel Delaunay on behalf of the AFCFF (Association française de Cartographie de la Faune et de la Flore).

- *L. serratus* (Pocock, 1891) [*Mauritius: Round Island*]
- *L. scaber* (Pocock, 1893) [*India*]
- *L. hendersoni* (Pocock, 1897) [*India*]
- *L. rugosus* (Pocock, 1897) [*India*]
- *L. nigristeris* (Pocock, 1899) [*India, Pakistan*]
- *L. shelfordi* (Borelli, 1904) [*Indonesia, Malaysia, Philippines*]
- *L. gravelyi* Henderson, 1913 [*Myanmar*]
- *L. obsti* Kraepelin, 1913 [*Ethiopia, Kenya, Somalia, Tanzania*]
- *L. mjobergi* Kraepelin, 1916 [*Australia*]
- *L. biharensis* Tikader & Bastawade, 1983 [*India*]
- *L. kamshetensis* Tikader & Bastawade, 1983 [*India*]
- *L. kharpadi* Bastawade, 1986 [*India*]
- *L. krali* Kovarik, 1995 [*Thailand*]
- *L. buchari* Kovarik, 1997 [*Australia*]
- *L. hillyardi* Kovarik, 1997 [*India*]
- *L. lourencoi* Kovarik, 1997 [*Indonesia*]
- *L. rackae* Kovarik, 1997 [*India*]
- *L. santoensis* Lourenço, 2009 [*Vanuatu*]
- *L. inexpectatus* Lourenço, 2011 [*Laos*]
- *L. aberlenci* Lourenço, 2013 [*Laos*]
- *L. armasi* Kovarik, 2013 [*Papua New Guinea*]
- *L. cernickai* Kovarik, 2013 [*Laos*]
- *L. brehieri* Lourenço, 2017 [*Myanmar*]
- *L. kotao* Lourenço, 2020 [*Thailand: Ko Tao Island*]
- *L. chanthaburiensis* sp. n. [*Thailand*]

Taxonomic treatment

Family **Buthidae** C. L. Koch, 1837

Genus ***Lychas*** C. L. Koch, 1845

***Lychas chanthaburiensis* sp. n.**

(Fig. 1-2, 4-11, Tab. I)

ZooBank: <http://zoobank.org/86FC3696-9D9E-4E2B-B890-26275CAF8848>

Holotype, ♂, Thailand, Chanthaburi Province, Khao Khitchakut, J.-B. Lacroix leg. (No. 63), 1993, EY0205 (EYPC), deposited in the Muséum national d'Histoire naturelle, Paris.

Comparative material examined

Lychas mucronatus (Fabricius, 1798)

- **Thailand**, Chiang Mai Province, Chiang Mai, 3 ♂, 3 ♀, 2 subadult ♂, 1 subadult ♀, 2 juvenile ♂, 3 juvenile ♀, EYCP (EY0003);
- **Thailand**, Roi Et Province, Nong Phok, 1 subadult ♀, EYCP (EY0255);
- **Laos**, Khammouane Province, Hin Boun Bin Nathan, 1 ♂, 1 ♀, MNHN;
- **Laos**, Vientiane Province, Huaxouy, 2 ♂, 4 ♀, MNHN;
- **Laos**, Hon Chong, 1 ♂, MNHN;
- **Laos**, Cauda, 1 ♂, 1 ♀, MNHN;
- **Cambodia**, Dongratz Range, 1 ♀, MNHN;
- **Vietnam**, Mekong Delta Region, 1 ♂, MNHN (RS-9152);
- **Vietnam**, Bà Rịa-Vũng Tàu Province, Bihn Chau Forest, 1 subadult ♂, MNHN.

Lychas aberlenci Lourenço, 2013

- **Laos**, Khammouane Province, Ban Nathan, 1 ♂ holotype, MNHN (RS-8978);
- **Laos**, Khammouane Province, Ban Phondou-Houay-Sai, 1 juvenile ♂, MNHN;
- **Laos**, Khammouane Province, Than Cave, 1 ♂, 1 subadult ♂, 1 juvenile ♂, MNHN.

Etymology. – The specific name refers to the Province of Chanthaburi where the new species was collected.

Diagnosis. – Scorpion of medium size for the genus, with a total length of 46.9 mm for the adult male holotype. General coloration yellowish with metasomal segment V, telson and chela fingers reddish yellow; some greyish spots on the prosoma, tergites and metasoma; chelicerae with greyish variegated spots partially covering the dorsal surface; femur and patella of same color as chela hand, yellowish. Prosoma and tergites weakly to moderately granular, with carinae weakly marked. Sternites smooth except VII with weakly marked granulation on lateral sides and two vestigial carinae. Carapace moderately emarginated. Pectines long with 22-23 teeth. Metasoma elongated and slender; carinae weakly crenulate to smooth on I-III, weakly crenulate to vestigial on IV, vestigial on V; all intercarinal spaces smooth to weakly granular. Telson moderately elongated; subaculear tubercle strong and spinoid. Dentate margins of pedipalp chela fixed and movable fingers with 6-6 rows of granules; proximal row of granules with three isolated external accessory granules and one isolated internal accessory granule on fixed finger, three isolated external accessory granules on movable finger. External side of patella with trichobothria **esb₁** and **esb₂** at the same level.

Description (based on male holotype).

Coloration. – Basically yellowish with some dark pigmentation on body, metasoma and chela. **Prosoma**: carapace yellowish with a greyish inverted triangular spot at anterior margin, extending from lateral to median eyes; some greyish spots also on lateral and posterior edges; eyes surrounded by black pigment. **Mesosoma**: tergites yellowish with confluent greyish spots. **Metasomal** segments I-IV yellowish with ventral side marked distally with greyish spots; segment V reddish yellow without spots. Telson with vesicle reddish-yellow; aculeus reddish-yellow at base and reddish at its extremity. Venter pale yellow all over; genital operculum and pectines paler than sternites. Chelicerae yellowish, marked with greyish variegated spots which partially cover the dorsal surface; fingers yellowish entirely covered with greyish pigmentation, teeth reddish. **Pedipalps**: femur and patella yellowish; chela yellowish with fingers reddish yellow and rows of granules on dentate margins of fingers reddish. **Legs** pale yellow.

Morphology. – **Prosoma**: Carapace weakly to moderately granular with carinae weakly marked. Anterior margin of carapace moderately emarginated. Median ocular tubercle anterior to the centre of the carapace; median eyes separated by approximately one ocular diameter. Five pairs of lateral eyes (three major ocelli and 2 minor ocelli). Sternum triangular, longer than wide. **Mesosoma**: tergites weakly to moderately granular. Tergites I-VI with a median carina; weak to obsolete on I, weak to moderate on II-VI. Tergite VII pentacarinat, with lateral pairs of carinae moderate; median carinae present in proximal half, moderately developed. Sternites III to VI smooth; VII with a weakly marked granulation on lateral sides; spiracles elongated; sternite VII with two vestigial carinae. Pectines long; pectinal tooth count 22-23; fulcra present and conspicuous. **Metasoma** elongated and slender; segments I-II with 10 carinae, III-IV with 8 carinae, V with 5 carinae; segments I-III with dorsal and subdorsal carinae weakly crenulate, others smooth; intermediate carinae on segment II complete; segment IV with dorsal carinae weakly crenulate and other smooth to vestigial, segment V with all carinae vestigial, rounded; presence of one posterior spinoid granule on dorsal and subdorsal carinae of segments I-III; all intercarinal spaces smooth to weakly granular; Telson moderately elongated, smooth to weakly granular; three vestigial ventral carinae; aculeus strongly curved, shorter than vesicle; subaculear tubercle strong and spinoid. Chelicerae with dentition characteristic of buthids (Vachon, 1963); two reduced basal teeth on movable finger, not fused. **Pedipalps**: Femur pentacarinat; all carinae crenulate. Patella with seven carinae, crenulate; dorsointernal carinae with 6-7 spinoid granules. Chela with carinae vestigial, rounded; intercarinal spaces smooth except few granules on internal face. Dentate margins on fixed and movable fingers composed of 6-6 rows of granules; one additional small apical row of 4 granules on movable finger; two accessory granules next to the terminal denticle on fixed and movable fingers; proximal row of granules with three isolated external accessory granules and one isolated internal accessory granule on fixed finger, three isolated external accessory granules on movable finger. Chela with a conspicuous scalloping of proximal dentate margin of fixed finger. Trichobothrial pattern of type A, orthobothriotaxic (Vachon, 1974); dorsal trichobothria of femur in **β** (beta) configuration (Vachon, 1975); patella



Fig. 1-2. *Lychas chanthaburiensis* sp. n., ♂ holotype, habitus. 1. Dorsal aspect. 2. Ventral aspect.

trichobothria **esb**₁ and **esb**₂ at the same level. **Legs**: ventral aspect of tarsi densely equipped with two rows of setae; tibial spurs present on legs III and IV, moderately developed; pedal spurs present and moderately developed on all legs. Measurements in Table I.

Relationships. – By its general morphology, *Lychas chanthaburiensis* sp. n. shows several characters which associate it to *Lychas mucronatus* (Fig. 3), a species also distributed in Thailand. The new species can however be distinguished from *L. mucronatus* by the following main features:

- (i) a much paler general coloration with body and appendages yellowish except metasomal segment V, telson and chela fingers reddish yellow and some greyish spots on the prosoma, tergites and metasoma. Pedipalp femur and patella are of same color as chela hand, uniformly yellowish (femur and patella with dark spots in *L. mucronatus*). It should be noted that the specimen has not lost pigmentation (eg. under the effect of light exposure) and the pigmentation pattern is well visible where it is present;
- (ii) chelicerae with greyish variegated spots only partially covering the dorsal surface (covering the whole surface in *L. mucronatus*);
- (iii) prosoma, mesosoma and metasoma with all carinae much less marked and all intercarinal spaces much less granular. Sternite VII has only two vestigial carinae (four in *L. mucronatus*);
- (iv) metasoma with all segments slenderer (see Tab. I);
- (v) different trichobotrial pattern on external side of patella with trichobothria **esb**₁ and **esb**₂ at the same level (**esb**₁ proximal to **esb**₂ in *L. mucronatus*).

By its general pale coloration, lacking pigmentation on pedipalp femur and patella as well as on legs, *Lychas chanthaburiensis* sp. n. can also be associated to *Lychas aberlenci*, a species distributed in Laos. Both species can however be distinguished notably by the following main features:

- (i) chelicerae with greyish variegated spots only partially covering the dorsal surface (much darker pigmentation, covering the whole surface in *L. aberlenci*);
- (ii) lower pectinal tooth count (29-30 in male *L. aberlenci*);

- (iii) different morphometric ratios, notably the chela which are slenderer in *L. aberlenci* (see Tab. I);
- (v) different trichobotrial pattern on external side of patella with trichobothria **esb**₁ and **esb**₂ at the same level (**esb**₁ proximal to **esb**₂ in *L. aberlenci*).



Fig. 3. *Lychas mucronatus*, adult ♂ from Thailand (Chiang Mai). See Lourenço, 2020 for habitus of adult ♂ from Laos and Vietnam.

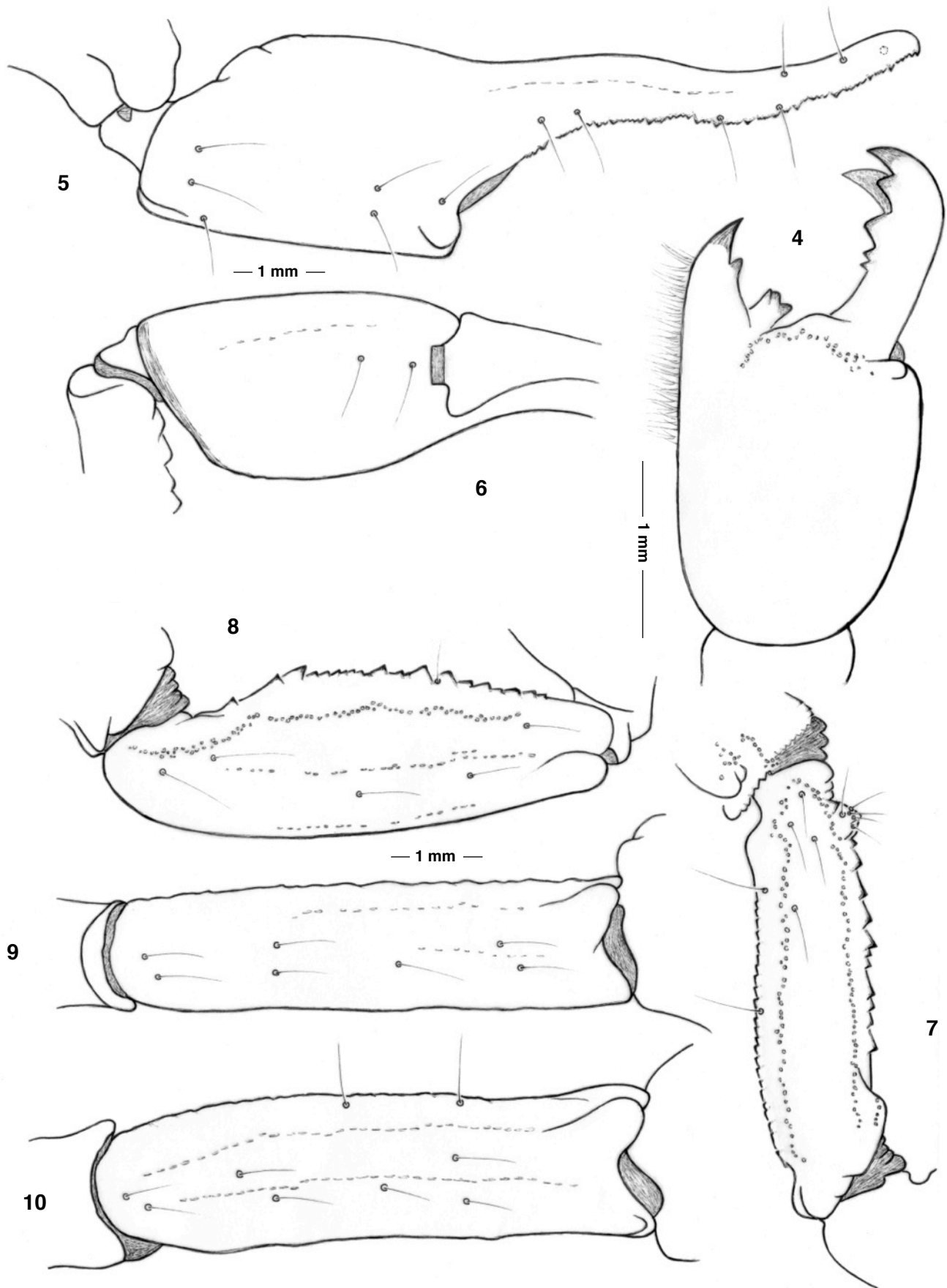


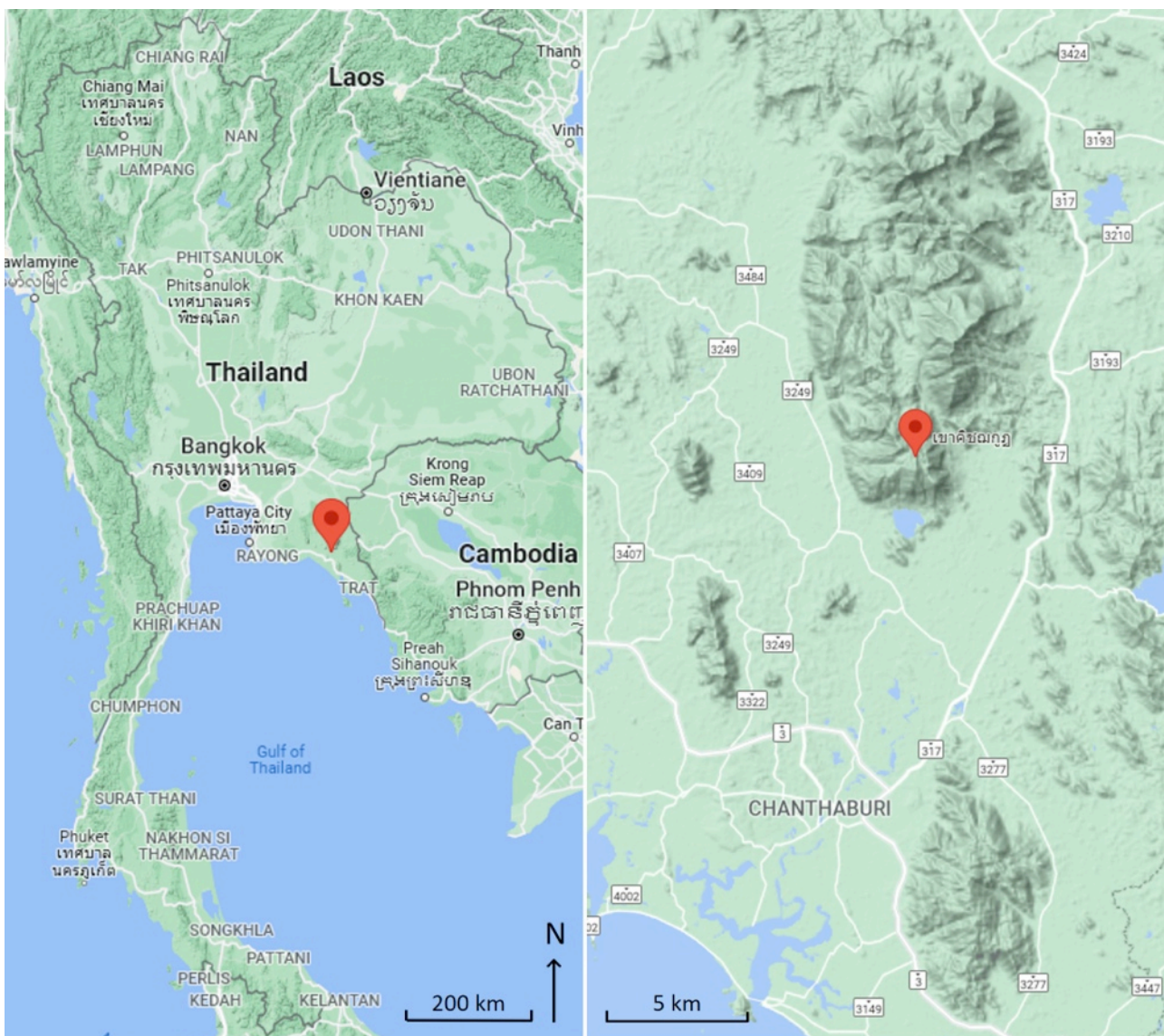
Fig. 4-10. *Lychas chanthaburiensis* sp. n., ♂ holotype (4-9) and *L. mucronatus*, ♂ from Laos (10).
 4. Chelicera, dorsal aspect. 5-10. Trichobothrial pattern. 5-6. Chela, external (5) and ventral (6) aspects.
 7. Femur, dorsal aspect. 8-9. Patella, dorsal (8) and external (9) aspects. 10. Patella of *L. mucronatus*, external aspect.

Table I. Morphometric values (in mm) of adult males of *Lychas chanthaburiensis* sp. n., *Lychas mucronatus* from Thailand (Chiang Mai) and Laos (Khammouane) and *L. aberlenci*. NA = not available.

	<i>L. chanthaburiensis</i> sp. n.	<i>L. mucronatus</i>		<i>L. aberlenci</i>
	♂ holotype	♂ (Thailand)	♂ (Laos)	♂ holotype
Total length (including telson)	46.9	45.5	47.1	49.8
Carapace:				
- Length	5.3	5.1	5.5	5.3
- Anterior width	3.5	3.4	3.6	3.6
- Posterior width	5.2	4.9	5.7	5.3
Mesosoma length	11.7	12.1	15.2	11.6
Metasoma length (including telson):	29.9	28.3	26.4	32.9
Metasomal segment I:				
- Length	3.4	3.2	3.1	3.9
- Width	3.1	3.3	3.2	2.8
Metasomal segment II:				
- Length	4.1	3.9	3.6	NA
- Width	3.1	3.1	2.9	NA
Metasomal segment III:				
- Length	4.5	4.2	3.8	NA
- Width	3.1	3.0	2.9	NA
Metasomal segment IV:				
- Length	5.3	5.0	4.5	NA
- Width	2.9	3.0	2.8	NA
Metasomal segment V:				
- Length	6.9	6.6	6.2	7.5
- Width	2.8	2.9	2.7	2.5
- Depth	2.6	2.7	2.5	2.5
Telson length:	5.7	5.4	5.2	6.5
Vesicle:				
- Width	1.9	2.0	1.9	2.0
- Depth	2.0	2.1	1.8	2.1
Pedipalp:				
- Femur length	5.3	5.1	4.9	6.1
- Femur width	1.5	1.5	1.5	1.7
- Patella length	6.1	5.6	5.5	6.8
- Patella width	2.1	2.0	2.0	2.0
- Chela length	9.8	9.2	8.6	10.3
- Chela width	2.3	2.2	1.7	2.1
- Chela depth	2.5	2.3	1.6	2.0
- Movable finger length	6.1	5.9	5.9	6.9
Morphometric ratios:				
- Metasomal segment I length/width	1.10	0.97	0.97	1.39
- Metasomal segment II length/width	1.32	1.26	1.24	NA
- Metasomal segment III length/width	1.45	1.40	1.31	NA
- Metasomal segment IV length/width	1.83	1.67	1.61	NA
- Metasomal segment V length/width	2.46	2.28	2.30	3.00
- Metasomal segment V length/depth	2.65	2.44	2.48	3.00
- Telson length/width	3.00	2.70	2.74	3.25
- Telson length/depth	2.85	2.57	2.89	3.10
- Chela length/width	4.26	4.18	5.06	4.90
- Chela length/depth	3.92	4.00	5.38	5.15
- Chela length / Movable finger length	1.61	1.56	1.46	1.49

References

- Fet V. & Lowe G., 2000. – Family Buthidae C. L. Koch, 1837: 54-286. In: Fet V., Sissom W. D., Lowe G. & Braunwalder M. E. (eds.), *Catalog of the Scorpions of the World (1758-1998)*. The New York Entomological Society, New York, 690 pp.
- Hjelle J. T., 1990. – Anatomy and morphology. Pp. 9-63. In: G. A. Polis (ed.), *The Biology of Scorpions*. Stanford Univ. Press, 587 pp.
- Kovarik F., 2013. – Family Buthidae C.L. Koch, 1837. pp 145-212. In "Illustrated catalog of scorpions. Part II.", Kovarik F. & Ojanguren Affilastro A.A. eds, Clairon Production, 398 pp.
- Lourenço W. R., 2011. – The “*Ananteris* group” (Scorpiones: Buthidae); suggested composition and possible links with other buthids. *Boletim de la Sociedad Entomologica Aragonesa*, 48: 105-113.
- Lourenço W. R., 2012. – Further considerations on the scorpions found in Baltic amber and description of a new species (Scorpiones, Buthidae). *Euscorpius*, 146: 1-7.
- Lourenço W. R. & Weitschat W., 1996. – More than 120 years after its description the enigmatic status of the genus of the Baltic amber scorpion ‘*Tityus eogenus*’ Menge, 1869 can finally be clarified. *Mitteilungen aus dem Geologisch-Paläontologischen Institut der Universität Hamburg*, 79: 183-193.
- Stahnke H. L., 1970. – Scorpion nomenclature and mensuration. *Entomological News*, 81: 297-316.
- Vachon M., 1952. – Etudes sur les Scorpions. Institut Pasteur d’Algérie: 482pp. Alger.
- Vachon M., 1963. – De l’utilité, en systématique, d’une nomenclature des dents des chélicères chez les Scorpions. *Bulletin du Muséum national d’Histoire naturelle*, Paris, 35: 161-166.
- Vachon M., 1974. – Etude des caractères utilisés pour classer les familles et les genres de Scorpions (Arachnides). 1. La trichobothriotaxie en arachnologie. Sigles trichobothriaux et types de trichobothriotaxie chez les Scorpions. *Bulletin du Muséum national d’Histoire naturelle*, Paris, 140: 857-958.
- Vachon M., 1975. – Sur l’utilisation de la trichobothriotaxie du bras des pédipalpes des Scorpions (Arachnides) dans le classement des genres de la famille des Buthidae Simon. *Comptes Rendus de l’Académie des Sciences*, Paris, sér. D 281: 1597-1599.
- Vachon M., 1986. – Etude de la denture des doigts des pédipalpes chez les scorpions du genre *Lychas* C. L. Koch, 1845 (Arachnida, Scorpiones, Buthidae). *Bulletin du Muséum National d’Histoire Naturelle*, Paris, T.8: 835-850.



Map 1. Map of Thailand and close up of part of Chanthaburi Province, showing the type locality of *Lychas chanthaburiensis* sp. n. in Khao Khitchakut.

Résumé

Ythier E. & Lourenço W. R., 2022. – Une nouvelle espèce de *Lychas* C. L. Koch, 1845 de Thaïlande (Scorpiones: Buthidae). *Faunitaxys*, 10(26) : 1 – 7.

Une nouvelle espèce appartenant au genre *Lychas* C. L. Koch, 1845 est décrite sur la base d'un mâle adulte collecté à Khao Khitchakut, Province de Chanthaburi, dans le Sud-Est de la Thaïlande. La nouvelle espèce est principalement caractérisée par sa taille moyenne pour le genre, une coloration jaunâtre avec le cinquième segment du metasoma, le telson et les doigts des pinces jaune rougeâtres ainsi que quelques taches grisâtres sur le prosoma, les tergites et le metasoma, des carènes faiblement marquées avec les espaces intercarénaux lisses à faiblement granulés, ainsi qu'un metasoma élancé. Ce nouveau taxon représente la 33^{ème} espèce décrite parmi les espèces actuellement reconnues pour le genre *Lychas*. Le nombre connu d'espèces de *Lychas* présentes en Thaïlande est porté à cinq.

Mots-clés. – Scorpiones, Buthidae, *Lychas*, taxonomie, nouvelle espèce, description, morphologie, Thaïlande.

Derniers articles publiés

Keith D., 2022. – Description d'une nouvelle espèce du genre *Brachyllus* Brenske, 1896 (Coleoptera, Scarabaeidae, Melolonthinae) de Chine méridionale. *Faunitaxys*, 10(14) : 1 – 3.

Háva J., 2022. – A new Dermestidae species (Coleoptera: Bostrichoidea) from central Iran. *Faunitaxys*, 10(15) : 1 – 3.

Coache A. & Borovec R., 2022. – On the genus *Dicasticus* Pascoe, 1886 in archipel of São Tomé and Príncipe (Curculionidae, Entiminae, Peritelini). *Faunitaxys*, 10(16) : 1 – 16.

Ballerio A. & Coache A., 2022. – A new species of *Chaetophilharmostes* from São Tomé (Guinea Gulf) with remarks on the generic status of the genus *Chaetophilharmostes* (Coleoptera, Scarabaeoidea, Hybosoridae, Ceratocanthinae). *Faunitaxys*, 10(17) : 1 – 8.

Botero J. P. & Santos-Silva A., 2022. – A new species of *Elytrimitatrix* (*Grossifemora*) Santos-Silva & Hovore (Coleoptera, Disteniidae, Disteniinae). *Faunitaxys*, 10(18) : 1 – 4.

Bezark L. G., Botero J. P. & Santos-Silva A., 2022. – New species, transferences and taxonomic notes on American Lamiinae (Coleoptera, Cerambycidae). *Faunitaxys*, 10(19) : 1 – 25.

López M. A. & Baena M., 2022. – *Anisogaster mohelianus* (Quentin & Villiers, 1979) **comb. nov.**, primer registro para Madagascar (Coleoptera: Cerambycidae: Oabriini). *Faunitaxys*, 10(20) : 1 – 7

Lacroix M., Coache A. & Filippi G., 2022. – Contribution à la connaissance des Sericinae de Sao Tomé et Príncipe (Coleoptera, Scarabaeoidea). *Faunitaxys*, 10(21) : 1 – 9.

Háva J. & Zahradník P., 2022. – A new *Adelina* Dejean, 1835 species from Mexico (Coleoptera: Tenebrionidae: Diaperini). *Faunitaxys*, 10(22) : 1 – 5.

Delahaye N. & Kozlov A. O., 2022. – Etude du genre *Enneaphyllus* Waterhouse, 1877 (Coleoptera, Cerambycidae, Prioninae, Meroscelisini). *Faunitaxys*, 10(23) : 1 – 5.

Magnani F., Stockar R. & Lourenço W. R., 2022. – A new family, genus and species of fossil scorpion from the Meride Limestone (Middle Triassic) of Monte San Giorgio (Switzerland). *Faunitaxys*, 10(24) : 1 – 7. [https://doi.org/10.57800/faunitaxys-10\(24\)](https://doi.org/10.57800/faunitaxys-10(24))

Háva J., 2022. – A new *Attagenus* species (Coleoptera: Dermestidae: Attageninae) from Ivory Coast. *Faunitaxys*, 10(25) : 1 – 3. [https://doi.org/10.57800/faunitaxys-10\(25\)](https://doi.org/10.57800/faunitaxys-10(25))

Faunitaxys est échangée avec les revues suivantes (« print versions ») :

- Annali del Museo Civico di Storia Naturale G. Doria (Italie)
- Boletín de la Asociación española de Entomología (Espagne)
- Boletín de la Sociedad Andaluza de Entomología (Espagne)
- Bollettino del Museo di Storia Naturale di Venezia (Italie)
- Bulletin de la Société linnéenne de Lyon (France)
- Bulletin of Insectology (Italie)
- Heteropterus Rev. Entomol. (Espagne)
- Israel Journal of Entomology (Israël)
- Klapalekiana (République Tchèque)
- Koleopterologische Rundschau (Allemagne)
- Memorie del Museo Civico di Storia Naturale di Verona (Italie)
- Nova Supplementa Entomologica (Allemagne)
- Proceedings of the Entomological Society of Washington (USA)
- Revue suisse de Zoologie (Suisse)
- Spixiana (Allemagne)
- Stuttgarter Beiträge zur Naturkunde A, Biologie (Allemagne)
- Zoosystematica Rossica (Russie)

Faunitaxys

Volume 10, Numéro 26, Mai 2022

SOMMAIRE

Une nouvelle espèce de *Lychas* C. L. Koch, 1845 de Thaïlande (Scorpiones: Buthidae).
Eric Ythier & Wilson R. Lourenço 1 – 7

CONTENTS

A new species of *Lychas* C. L. Koch, 1845 from Thailand (Scorpiones: Buthidae).
Eric Ythier & Wilson R. Lourenço 1 – 7

Illustration de la couverture : Forêt tropicale de Thaïlande.

Crédits photos:

© **Eric Ythier**.